

کلاسهای لایو (زنده)

خانه > درس‌های من > کلاسهای لایو (زنده) > کلاسهای لایو (زنده) > کلاس زنده

کلاس زنده

This conference room is ready. You can join the session now

روی این گزینه کلیک کنید



Join session

Recordings

There are no recordings to show

کلاسهای لایو (زنده)

خانه > درس‌های من > کلاسهای لایو (زنده)

پیشروی شما

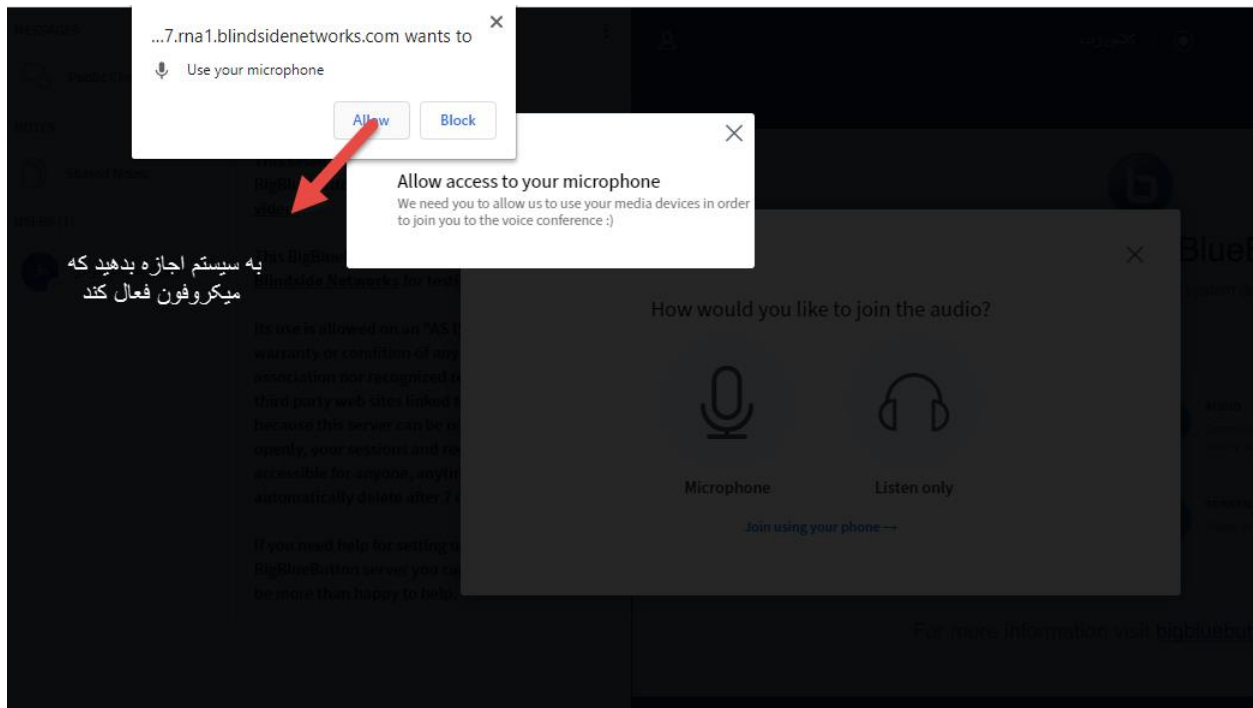
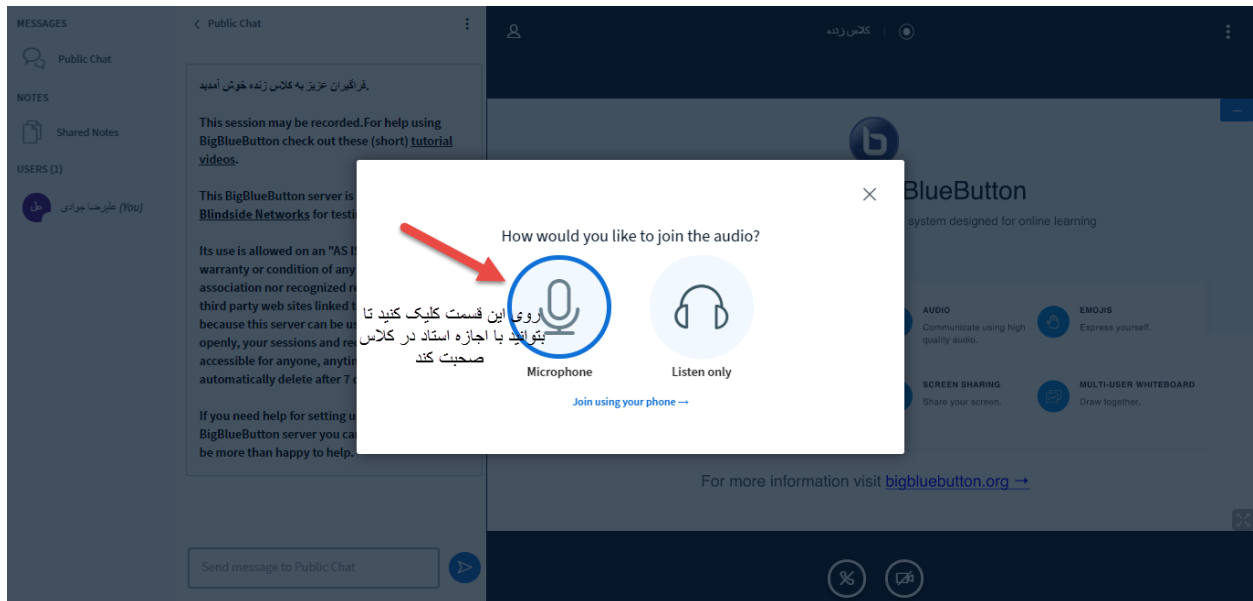
برای ورود به کلاس
کلیک کنید

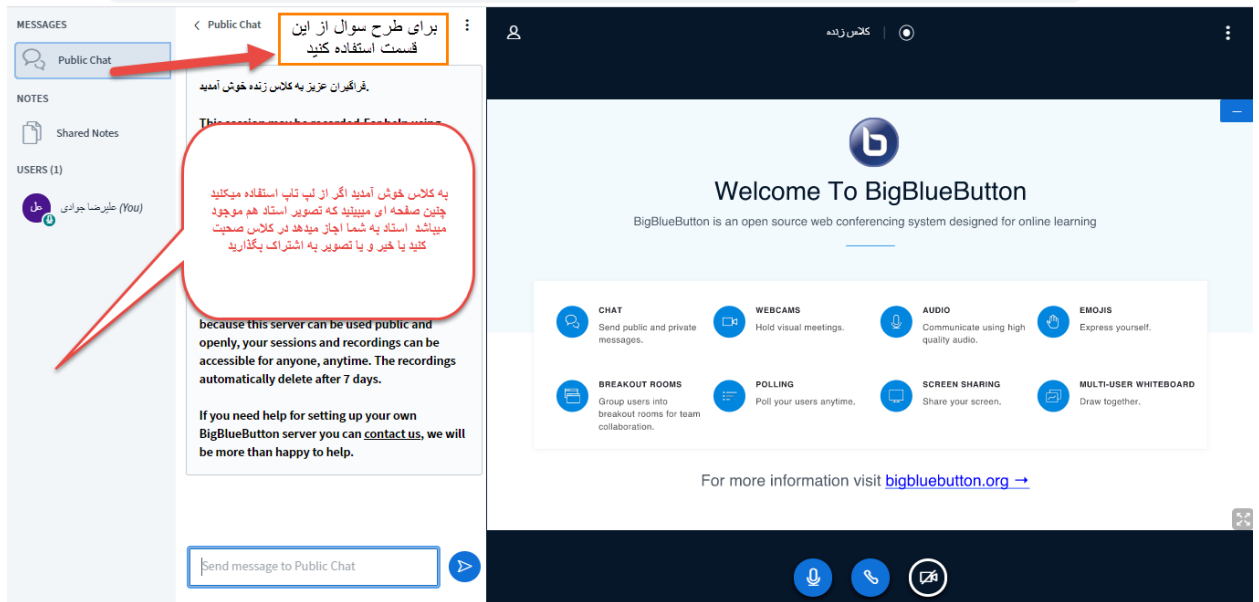
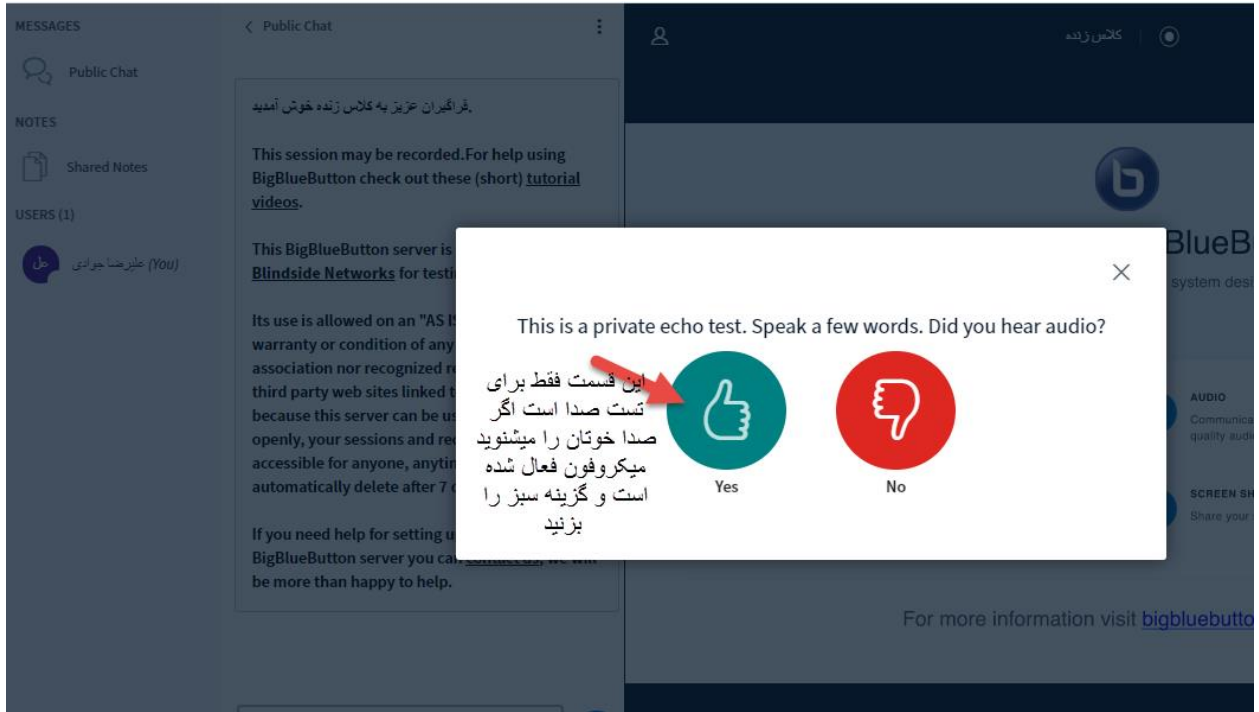


کلاسهای لایو (زنده)



کلاس زنده





The image shows a mobile application interface for a 'Live Class' (کلاس زنده). At the top, there is a user profile icon, the text 'کلاس زنده', a circular refresh icon, and a three-dot menu icon. A red speech bubble points to the profile icon with the text: 'برای طرح سوال این قسمت کلیک کنید' (Click this part to ask a question). Below this, another red speech bubble contains the text: 'در صوت استفاده از موبایل چنین صفحه ای میبینید' (When using a mobile phone, you see this page). The main content area features a grid of eight interactive options, each with a blue circular icon and a brief description: 'CHAT' (Send quick and private messages), 'AUDIO' (Communicate using the quality audio), 'VIDEO' (Express yourself), 'BREAKOUT ROOMS' (Group users into breakout rooms for team collaboration), 'POLLS' (Poll your users and the...), 'SCREEN SHARING' (Share your screen), and 'MULTI-USER WHITEBOARD' (Draw together). At the bottom of the screen, there are three circular icons: a microphone (representing audio), a telephone handset (representing video), and a document with a pencil (representing screen sharing). Below the grid of options, there is a link: 'For more information visit bigbluebutton.org'.

